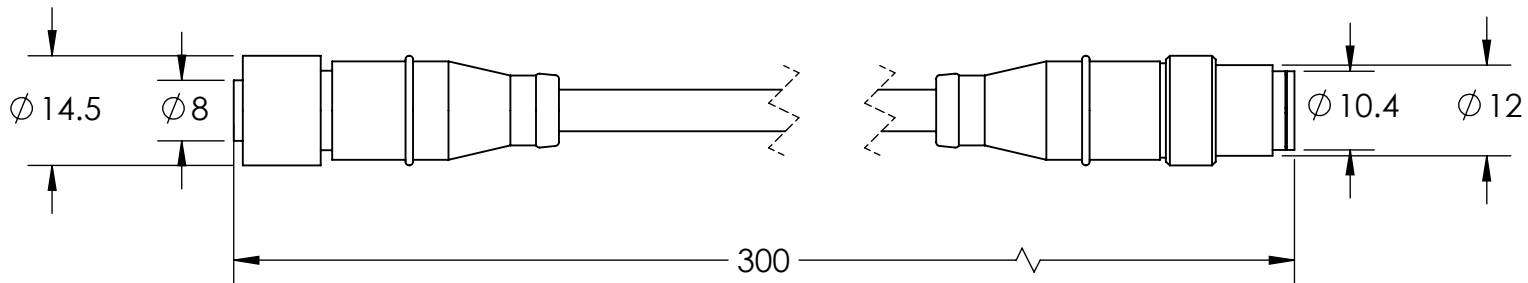
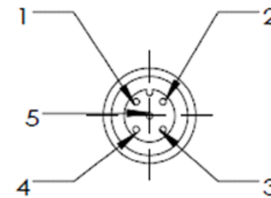


1 2 3 4 5 6 7 8

REVISIONS			
REV.	DESCRIPTIONS	EDIT BY	DATE:(d/m/y)
01	NEW DRAWING LAYOUT	AFIZA	20/6/2017
-	-	-	-

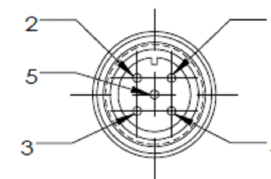


FEMALE



PIN 1	BROWN	24V
PIN 2	WHITE	-
PIN 3	BLUE	GND
PIN 4	BLACK	-
PIN 5	GRAY	-

MALE



PIN 1	BROWN	24V
PIN 2	WHITE	-
PIN 3	BLUE	GND
PIN 4	BLACK	-
PIN 5	GRAY	-

CUSTOMER APPROVED
& DATE



DESIGN BY	AFIZA
CHECK BY	KB TAN
DATE	20/6/2017
MATERIAL	-
FINISHING	-
QTY	-

UNIT:	MM
REVISION:	01
SCALE:	1 : 1

PRODUCT SERIES : EXT SERIES

TITLE	EXTENSION CABLE M12 WITH M12 CONNECTOR
PART NO	EXT-CS-M12F-0.3M-24V
DWG NO	-
SHEET 1 OF 1	

1 2 3 4 5 6 7 8